

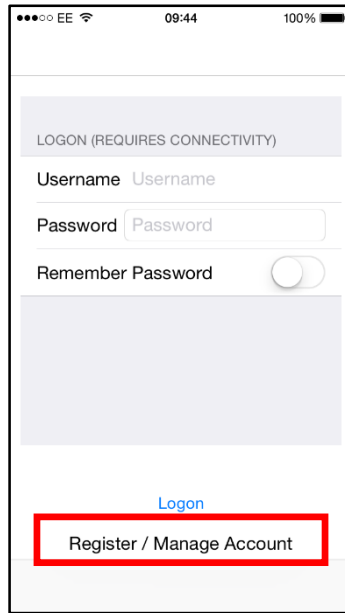


Gas-Trak Online

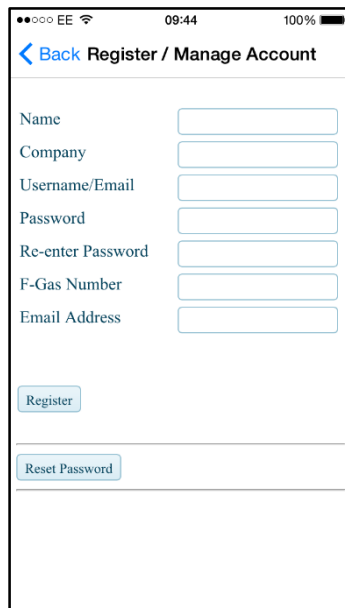
VOUCHER CODE ACTIVATION

Activating your GTO 30 day free trial:

1. Download the GTO app from [itunes](#) or the [Google Play](#) store.
2. Open the app and click 'Register/Manage Account' as shown below.



3. This will bring up the 'Register/Manage Account' Screen where you need to enter the required information and click 'Register' to sign up for GTO.

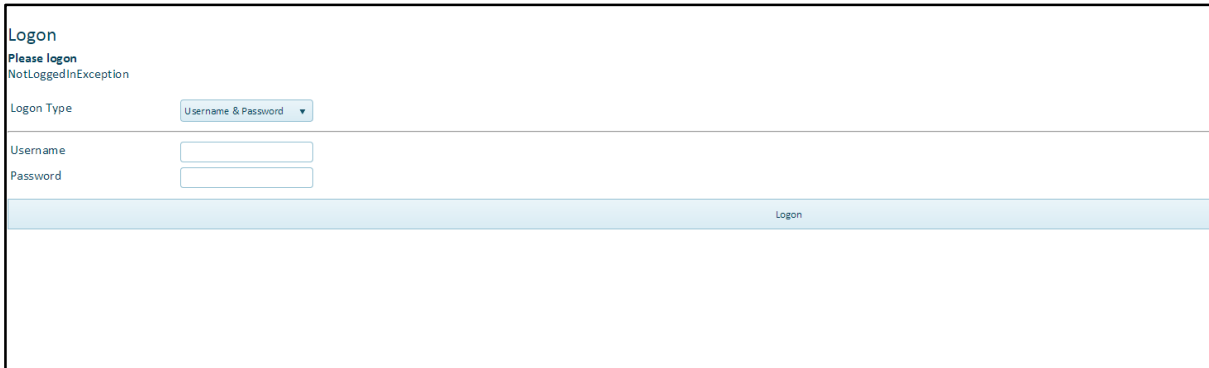




Gas-Trak Online

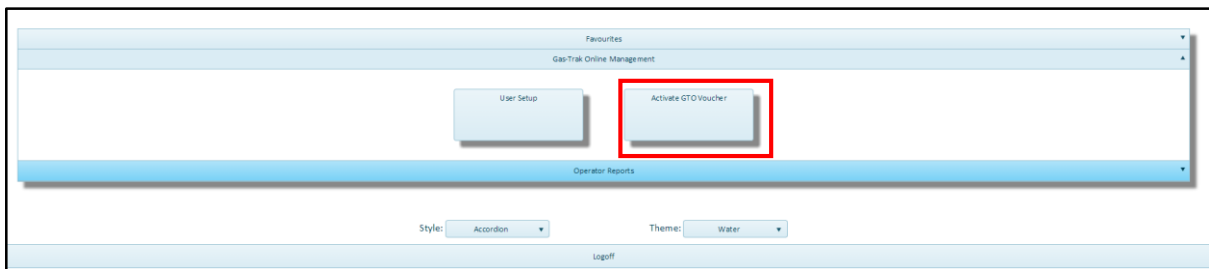
VOUCHER CODE ACTIVATION

- You will now be set up with your GTO username and password which gives you access to the app and web portal. To activate your 30 day free trial log onto the web portal at <https://ws.gastrakonline.com/>



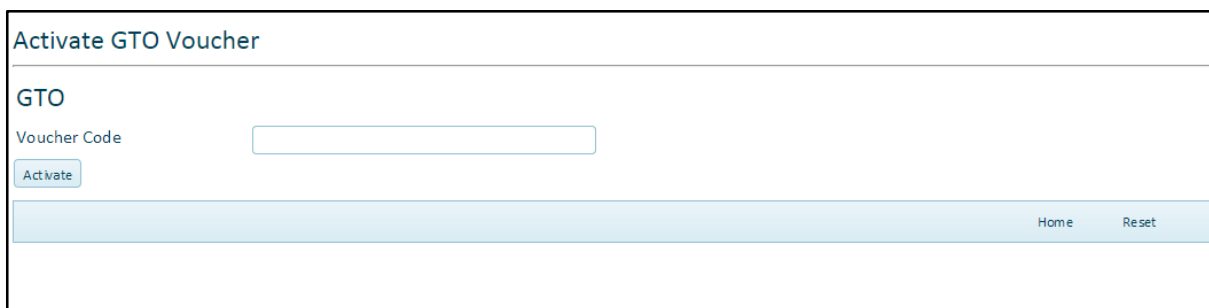
The screenshot shows the login interface. At the top left, it says "Logon" and "Please logon". Below that is the text "NotLoggedInException". There is a "Logon Type" dropdown menu set to "Username & Password". Below this are two input fields for "Username" and "Password". A "Logon" button is located at the bottom right of the form area.

- When you log on to the web portal you should see a screen similar to below. Click 'Activate GTO Voucher'.



The screenshot shows the dashboard after login. At the top, there are "Favourites" and "GasTrak Online Management" sections. In the center, there are two buttons: "User Setup" and "Activate GTO Voucher". The "Activate GTO Voucher" button is highlighted with a red rectangle. At the bottom, there are "Style" and "Theme" dropdown menus, and a "Logoff" button.

- This will take you to the Voucher Code screen where you need to enter your voucher code and click 'Activate'.



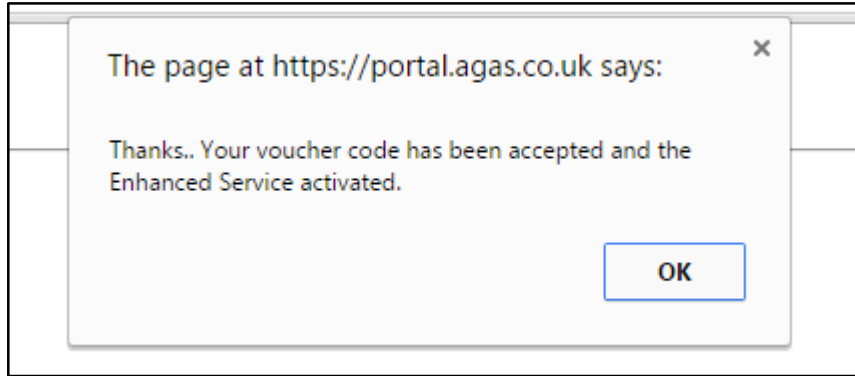
The screenshot shows the "Activate GTO Voucher" screen. At the top, it says "Activate GTO Voucher". Below that is the "GTO" logo. There is a "Voucher Code" label followed by an input field. Below the input field is an "Activate" button. At the bottom right, there are "Home" and "Reset" buttons.



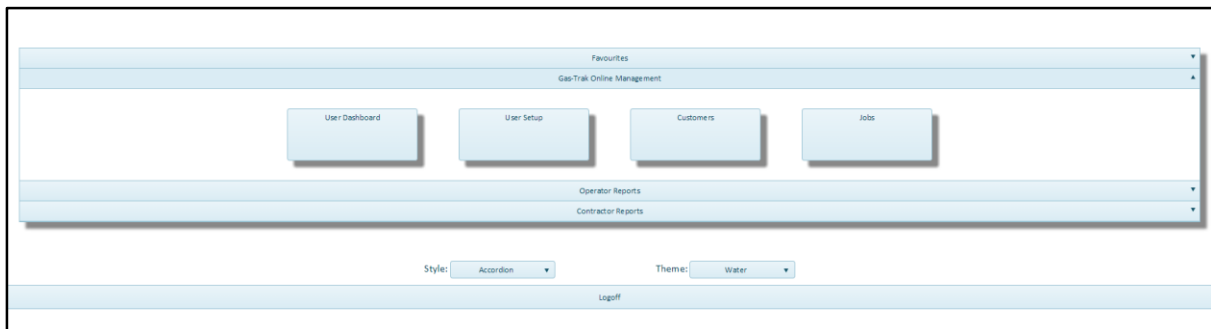
Gas-Trak Online

VOUCHER CODE ACTIVATION

- You should then receive a pop up message informing you that your voucher code has been accepted.



- If you click 'back' on your web browser you will notice that the enhanced service 30 day free trial has been activated and all these features as well several advanced reports will be available for 30 days free of charge.



- If after your 30 day free trial you want to subscribe to our enhanced service on a yearly basis please see our 'Enhanced Service Purchase Guide'.